


Thursday Maths Extension

*Some extra Maths for if your child would like to extend their learning.*

Here is Huan's sunflower.



Dani's sunflower is 2 m and 30 cm.

Tom's sunflower is exactly halfway between Huan's and Dani's.

How tall is Tom's sunflower?

Write your answer in metres and centimetres.

Thursday

English

Today your child is going to be writing a diary entry based on the Horrible Histories Clip:  
<https://www.youtube.com/watch?v=IPzIMyKRIP4&t=2s>

Your child can either pretend that they are Paul's friend (the lady in the pink scarf) or if they want to challenge themselves further, they could pretend that they are Paul. When they are writing their Diary Entry, they should use their story map from yesterday to help them. Also, use the checklist below to help them include the key features of a diary entry.

- Write in the past tense
- Write in first person (I)
- Write in chronological order
- Use fronted adverbials (In the blink of an eye...)
- Describe thoughts and feelings
- Include all key events
- Remember capital letters and full stops

\*Please private message me your child's writing if you would like me to give them some next steps.\*

Thursday

## Grammar

Today's Grammar activity will continue from Tuesday's lesson on adjectives. Help your child to complete the activities below in their Home Learning Book.

Look at the list of adjectives below and sort them into the table (posted separately) according to what they might be used to describe. For example: big is used to describe the size of something.

afraid	elegant	glum	large	scary	tearful
amused	enormous	gorgeous	merry	short	terrifying
beautiful	fearful	handsome	miniature	small	thin
cheerful	gigantic	haunted	minute	smart	tiny
creepy	glad	huge	miserable	spooky	upset
cute	gloomy	jolly	pleased	tall	wide

Thursday

Grammar

Here is the table for your child to sort the adjectives into. If they are struggling, try and get them to think about how they could use each adjective in a sentence.

Happy Words	Small Words	Nice Words
Sad Words	Big Words	Scary Words

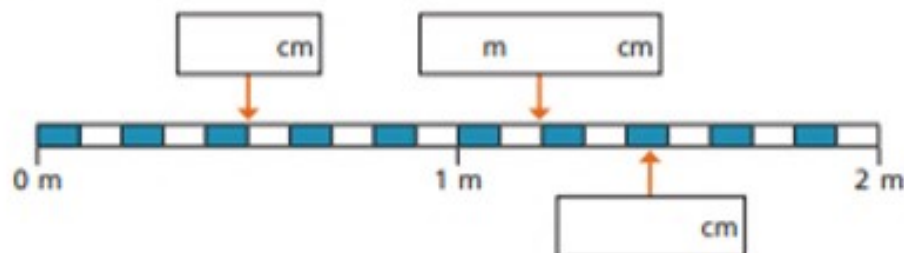
Thursday

## Maths

Today is the final lesson on equivalent measurements (m and cm). I have been super impressed with everything I have been sent so far. Help your child to complete the questions below in their Home Learning Book.

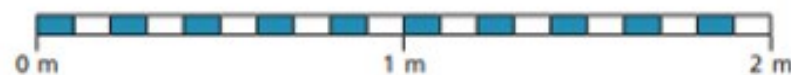
### Question 3

- 3 Write the missing measurements.



### Question 4

- 4 Draw an arrow to show the position of each measurement.



A

20 cm

B

0 m 75 cm

C

130 cm

D

1 m 65 cm

Thursday

Maths

Today is the final lesson on equivalent measurements (m and cm). I have been super impressed with everything I have been sent so far. Help your child to complete the questions below in their Home Learning Book.

Question 1

There are 100 centimetres (cm) in 1 metre (m).

Use the bar models to complete the sentences.

1 m
100 cm

a)

1 m	1 m	1 m

There are  cm in 3 m.

b)

1 m	1 m	1 m	1 m	1 m	1 m

There are  cm in 6 m.

c)

100 cm	100 cm	100 cm	100 cm	100 cm

There are 500 cm in  m.

Question 2

Complete the table to show equivalent lengths and continue the pattern.

cm	m and cm
310 cm	3 m and 10 cm
320 cm	m and cm
330 cm	m and cm
cm	3 m and 40 cm
cm	3 m and 50 cm
cm	m and cm
cm	m and cm




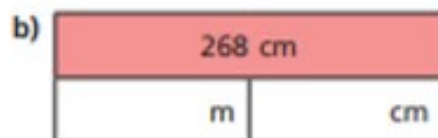
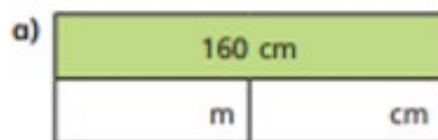
Thursday

## Maths

Today is the final lesson on equivalent measurements (m and cm). I have been super impressed with everything I have been sent so far. Help your child to complete the questions below in their Home Learning Book.

### Question 5

Complete the bar models.



### Question 6

Complete the sentences.

a) 240 cm =  m and  cm

b) 319 cm =  m and  cm

c) 508 cm =  m and  cm

d) 2 m and 15 cm =  cm

e) 8 m and 3 cm =  cm